

## UPDATED 2020 FWMTA SOLO COMPETITION

Dear Teachers,

In an effort to protect the health and safety of students and to abide by all federal, state, and local directives, we have decided to change the **2020 FWMTA Solo Competition to a VIDEO COMPETITION** this year. Students have been working diligently for months toward this competition; and, rather than cancelling the event, we want to give them the opportunity to showcase their hard work in a safe way.

The **registration deadline has been extended to Wednesday, March 25, 2020**, to allow you time to adjust to this new format. Please use the registration form on the last page of this attachment. The **deadline for Video Submissions is Saturday, April 25, 2020, at 3:00pm**. At that time, our committee will organize the videos by divisions and send them to our judges. The judges will perform the same duty as if it were a live adjudication, writing critique sheets and choosing winners in each category. Winners will be announced by **Saturday, May 16, 2020**. Critique sheets and ribbons will be mailed to all teachers once we receive them from the judges. We plan to hold **HONORS RECITALS** at a later date, still to be decided.

Attached are detailed guidelines for Video Submissions and PDF attachments. If you need further clarification, please email bullet point questions to [sara.k.doan@gmail.com](mailto:sara.k.doan@gmail.com).

Thank you so much for your patience and flexibility during this time!

FWMTA Solo Competition Committee  
Sara Doan and Anne Smith, co-chairs

## 2020 FWMTA SOLO VIDEO COMPETITION

**Registration deadline EXTENDED: postmarked by Wednesday, March 25, 2020**

**Video Submission deadline: Saturday, April 25, 2020 by 3:00pm**

**Honors Recitals: date to be determined**

### **GUIDELINES FOR VIDEO SUBMISSIONS:**

- Video must be a single camera with a clear view of the performer. Though a professional video is not required, clearer is better.
- Video editing or pitch correction is NOT allowed.
- Send one video file per student containing all their pieces, performed in the same order as listed, without stopping the camera between pieces to most simulate a live adjudication.
- All performances must be recorded between March 16 - April 25, 2020.
- All entries must include a PDF of all the music scores IN THE ORDER OF PERFORMANCE with measures numbered.** (See attachments for specific instructions.)

### **HOW TO SUBMIT VIDEO ENTRIES:**

Send a separate email for each INDIVIDUAL student to [sara.k.doan@gmail.com](mailto:sara.k.doan@gmail.com)

**MAKE THIS YOUR SUBJECT LINE:** STUDENT NAME - FWMTA Solo Competition

### **INCLUDE THIS INFORMATION IN THE BODY OF THE EMAIL:**

Name of Student:

Teacher:

Grade:

Instrument:

Pieces (include opus, number, and movement) and Composers **in order of performance:**

### **FOR THE VIDEO:**

- 1) **PREFERRED METHOD:** Upload the video to YouTube, and include the private link in your email. (See attachments for specific instructions.)
- 2) Send video as an attachment to the email.
- 3) Send video through Google Drive or Dropbox.

**Do not forget to attach the PDF of the music scores!**

**2020 FWMTA SOLO COMPETITION  
REPERTOIRE REQUIREMENTS**

**PIANO DIVISION**

**GRADES**

K - 4th	2 contrasting pieces
5th - 6th	3 pieces from 2 different periods
7th - 8th	3 pieces from 3 different periods
9th - 12th	3 pieces from 3 different periods

**REPERTOIRE LIST:** Any pieces from standard solo piano repertoire, or quality teaching pieces, which are suitable to the student's length of study, may be performed. Only one movement of a sonata or sonatina is allowed. No repeats, please. Failure to memorize or to misrepresent compositional periods will result in a written critique sheet with NO GRADE!

**STRING DIVISION**

**GRADES**

K - 4th	1 piece
5th - 8th	2 contrasting pieces
9th - 12th	2 pieces from 2 different periods (at least one selection must be memorized)

**REPERTOIRE LIST:** Any accompanied or unaccompanied pieces from standard classical repertoire, or quality teaching pieces, which are suitable to the student's length of study, may be performed. Only one movement of a sonata, sonatina, or concerto is allowed. Performing with music is permitted, except one memorized selection for grades 9-12. No repeats, please. Misrepresenting compositional periods will result in a written critique sheet with NO GRADE!

**VOICE DIVISION**

**GRADES**

K - 4th	2 contrasting songs
5th - 8th	2 songs from 2 different periods (one song must be in a foreign language)
9th - 12th	3 songs from 3 different periods (at least one song must be in English and one in a foreign language)

**REPERTOIRE LIST:** Any songs from standard vocal repertoire, or quality teaching songs, which are suitable to the student's length of study, may be performed. No repeats, please. Failure to memorize or to misrepresent compositional periods will result in a written critique sheet with NO GRADE!



## INSTRUCTIONS FOR CREATING A PDF OF MUSIC SCORES

All scores for each student's repertoire selections (with all measures numbered) should be scanned and combined into one PDF file. Teachers will submit one such PDF file for each student competing.

**For teachers without access to a scanner**, we recommend the following apps:

Apple/iOS (available through the App Store): **Scanner Pro: PDF Scanner App**  
(developed by Readdle, Inc.)

Android/other (available through Google Play): **Adobe Scan: PDF & Business Card Scanner with OCR**

Both of the above apps should make it easy to scan multiple pages (i.e., all scores for each student) into one PDF file easily from your phone or tablet.

If you have difficulty with this method, assistance is available at stores such as Office Depot (at the Print & Copy center).

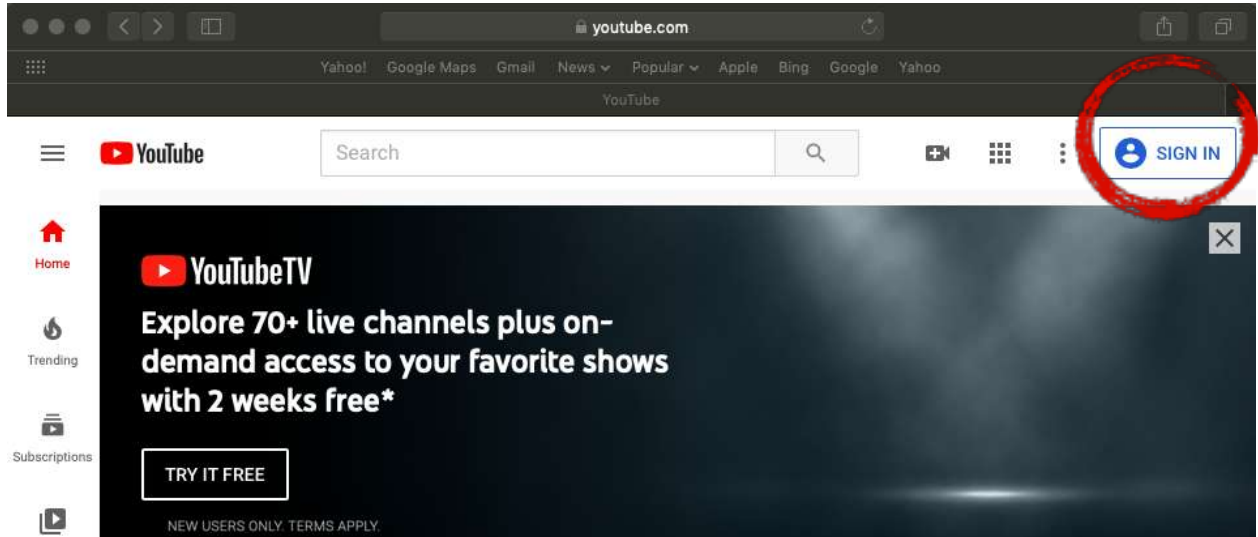
**OR:** ask a particularly tech-savvy student – they will have plenty of free time with schools closed, and will be honored their teacher is asking for their help!

**\*\*For String Division works with piano accompaniment, the string part will suffice instead of the full piano score.**

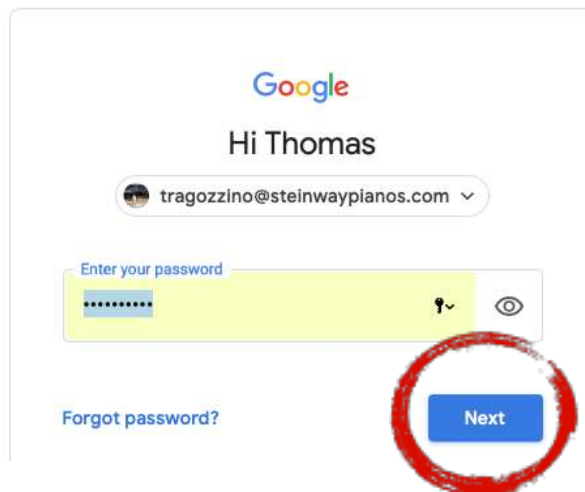
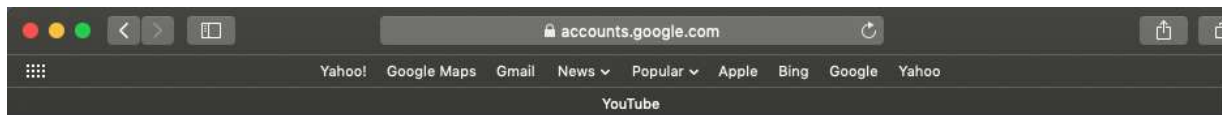
# How to Upload a Video File on Your Computer to YouTube

**Step One:** Open a new window on your computer internet browser (i.e. - Safari, Google Chrome, Mozilla Firefox, etc.)

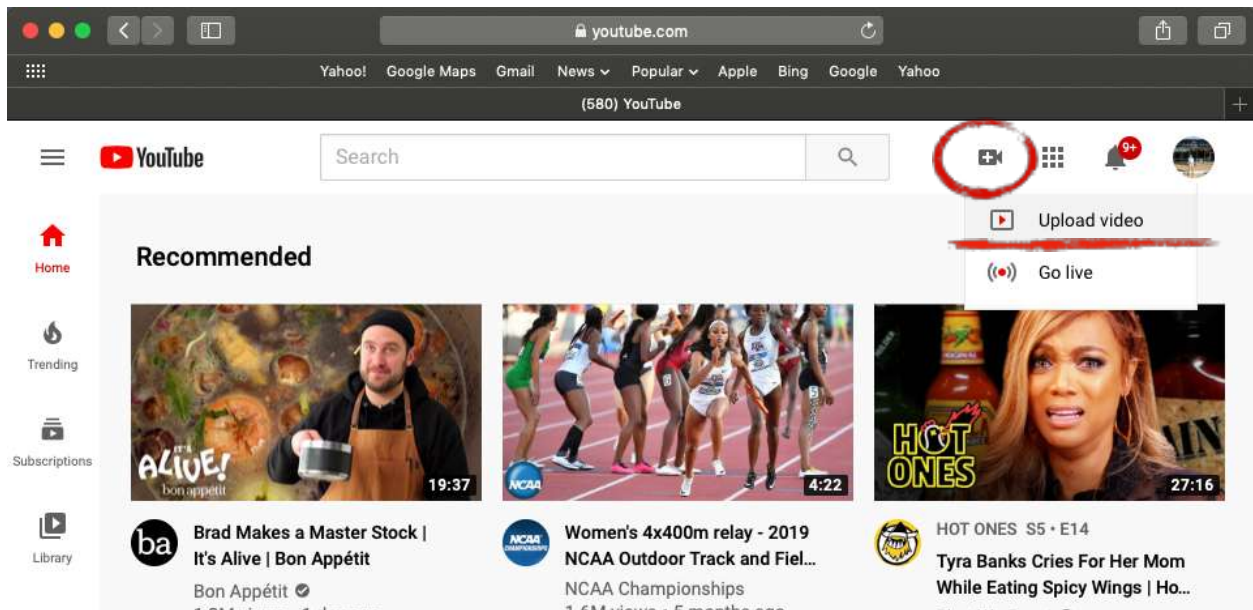
Go to [youtube.com](https://youtube.com)



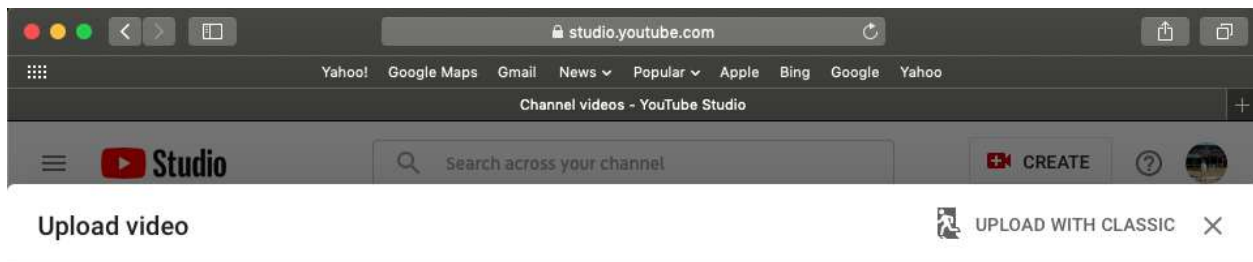
**Step Two:** Sign in at [youtube.com](https://youtube.com) with your Google account. (If you do not currently have a Google account, it will prompt you to create one.)



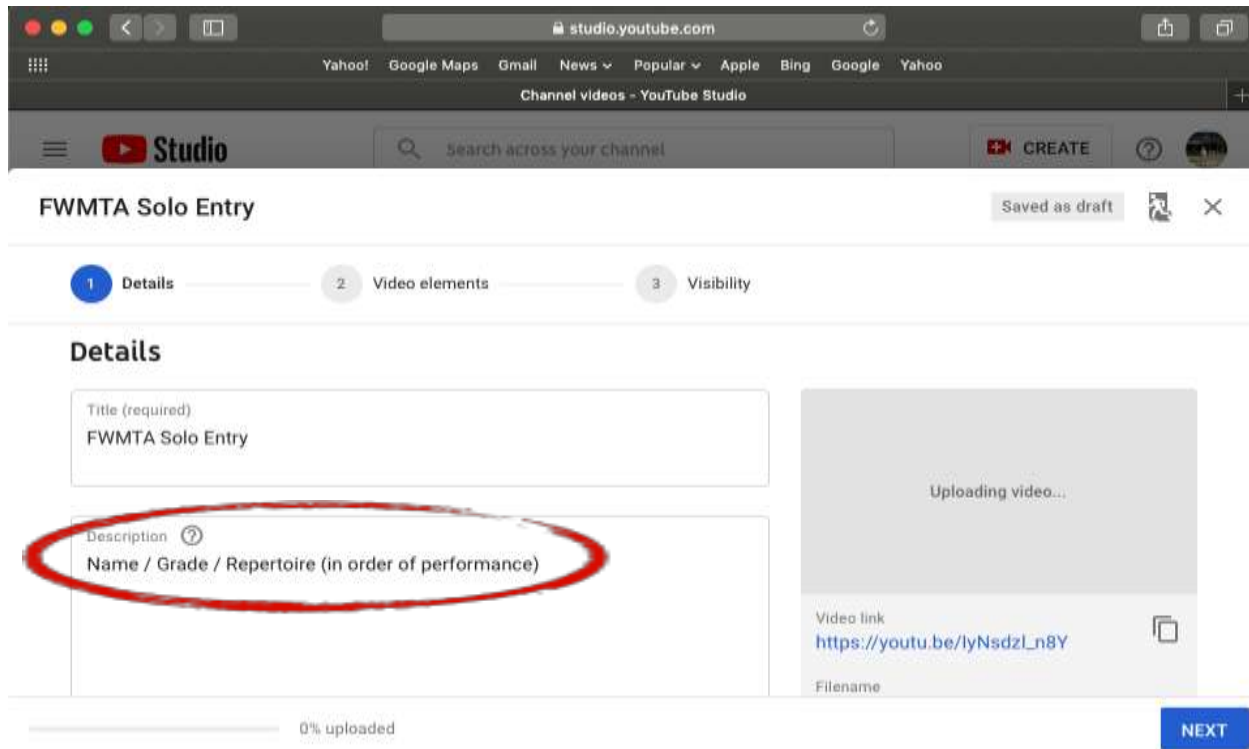
**Step Three:** At the [youtube.com](https://youtube.com) home page - click on the “video camera” icon located to the right of the “Search” button, and select “Upload Video” from the drop down menu.



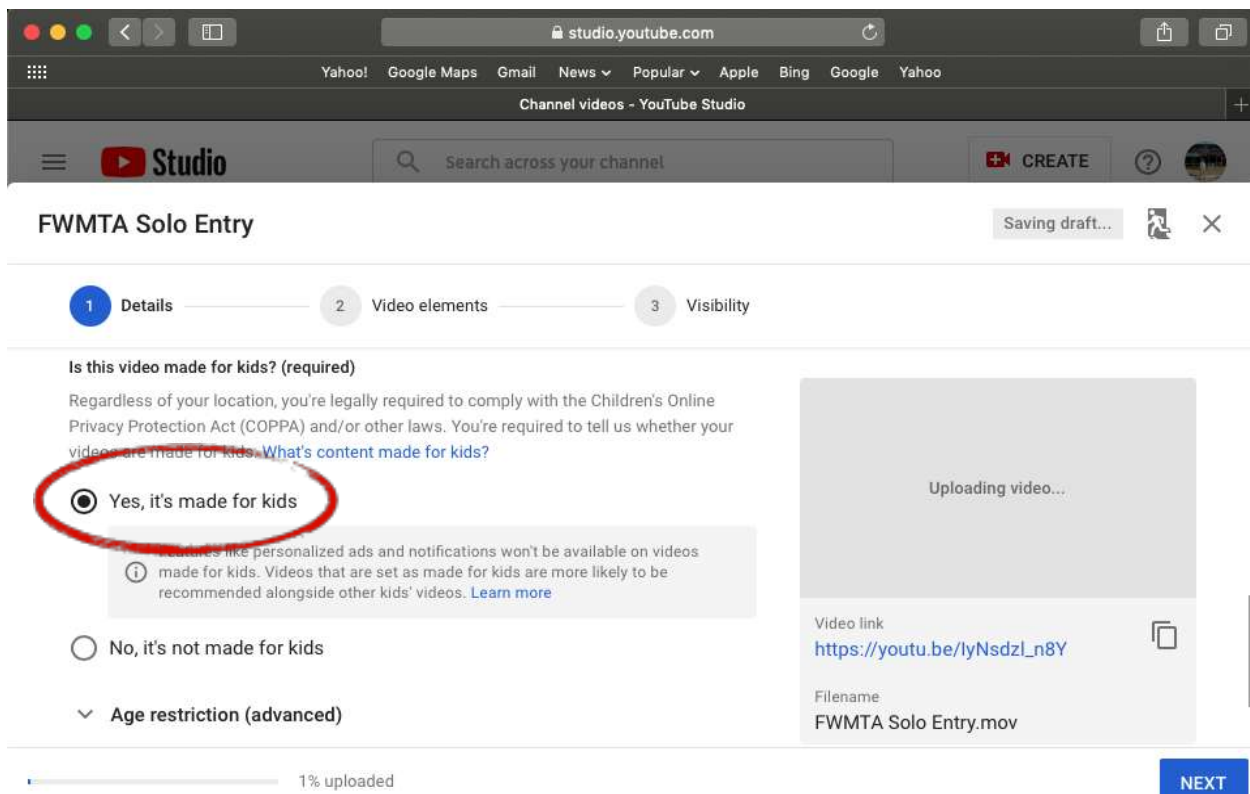
**Step Four:** Upload your video using one of two options: **Drag and Drop** (as pictured below) or you can click **Select File** to browse your hard drive and select the file from its location on your computer’s hard drive.



**Step Five:** Enter the details for the performer in the description field.  
(Include Name, Grade, Pieces and Composers **in order of performance.**)

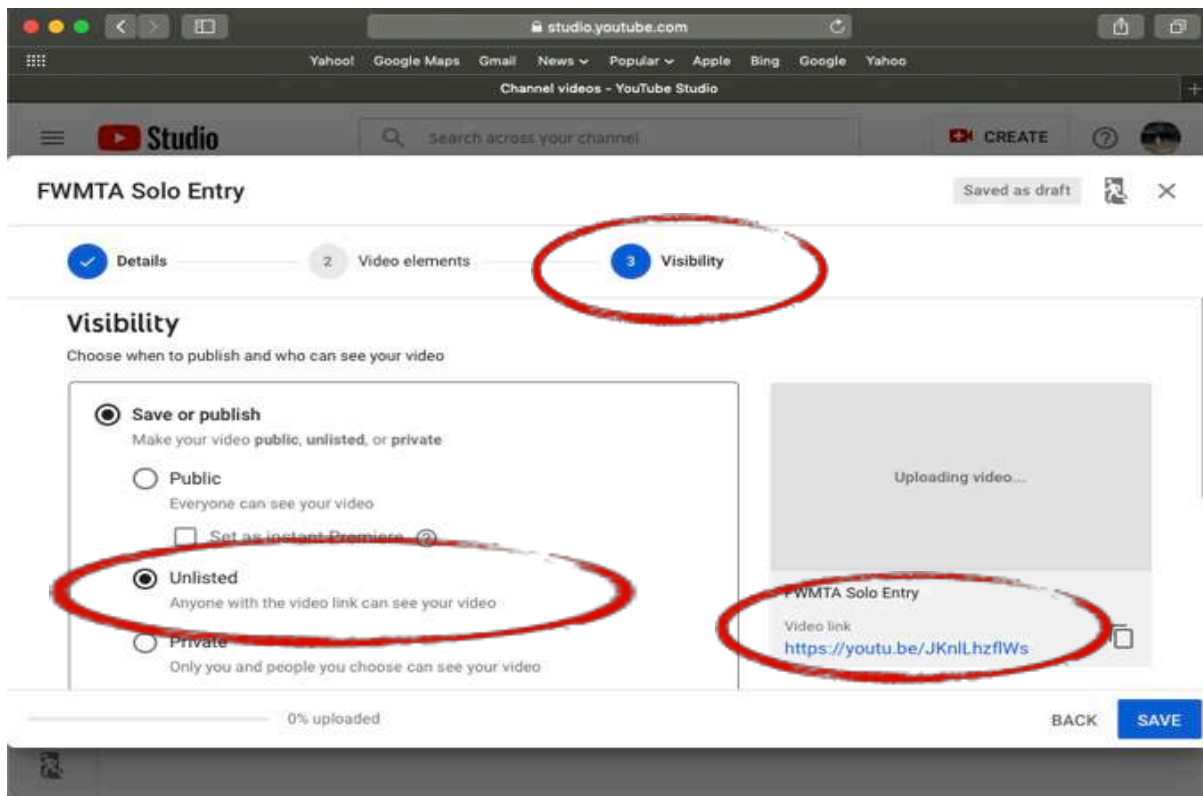


**Step Six:** Keeping with the [youtube.com](https://www.youtube.com) uploaded video content polices, select “Yes, it’s made for kids” before continuing.





**Step Seven:** Skip over “2: Video Elements” and then Click “3: Visibility.” Next, under **Save or Publish**, select **Unlisted** so the video can only be seen by those with whom the link (circled, bottom right) has been shared.



**Step Eight:** Congratulations! You did it. You're uploading a video to [youtube.com](https://www.youtube.com) - now keep the window open and be patient. **BE SURE TO COPY THE LINK TO SEND WITH YOUR EMAIL TO SARA DOAN.**

